











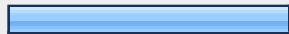



# Parent Satisfaction Survey K-5







1. I have a child (children) at the following school:			
		Response Percent	Response Count
Alcott		0.0%	0
Thoreau		0.0%	0
<b>Willard</b>		<b>100.0%</b>	<b>166</b>
		<i>answered question</i>	<b>166</b>
		<i>skipped question</i>	<b>0</b>






2. My child(ren) is (are) in the following grade:			
		Response Percent	Response Count
Kindergarten		19.3%	32
1st		19.9%	33
2nd		25.9%	43
<b>3rd</b>		<b>26.5%</b>	<b>44</b>
4th		16.3%	27
<b>5th</b>		<b>26.5%</b>	<b>44</b>
		<i>answered question</i>	<b>166</b>
		<i>skipped question</i>	<b>0</b>







<b>3. I live in:</b>			
		<b>Response Percent</b>	<b>Response Count</b>
<b>Concord</b>		<b>91.0%</b>	<b>151</b>
Boston		4.2%	7
Other town/city		4.8%	8
		<b><i>answered question</i></b>	<b>166</b>
		<b><i>skipped question</i></b>	<b>0</b>


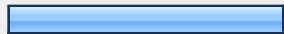




<b>4. My child's experience in the reading program has been both positive and engaging.</b>			
		<b>Response Percent</b>	<b>Response Count</b>
strongly agree		37.0%	61
<b>agree</b>		<b>44.8%</b>	<b>74</b>
neither agree nor disagree		10.3%	17
disagree		4.8%	8
strongly disagree		0.6%	1
don't know		2.4%	4
		<b><i>answered question</i></b>	<b>165</b>
		<b><i>skipped question</i></b>	<b>1</b>


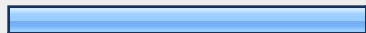




<b>5. My child reads challenging and engaging books in school.</b>			
		<b>Response Percent</b>	<b>Response Count</b>
strongly agree		27.6%	45
<b>agree</b>		<b>42.9%</b>	<b>70</b>
neither agree nor disagree		17.2%	28
disagree		5.5%	9
strongly disagree		0.0%	0
don't know		6.7%	11
		<b><i>answered question</i></b>	<b>163</b>
		<b><i>skipped question</i></b>	<b>3</b>







<b>6. My child's experience in the writing program has been both positive and engaging.</b>			
		<b>Response Percent</b>	<b>Response Count</b>
strongly agree		32.9%	54
<b>agree</b>		<b>44.5%</b>	<b>73</b>
neither agree nor disagree		12.2%	20
disagree		6.7%	11
strongly disagree		1.2%	2
don't know		2.4%	4
		<b><i>answered question</i></b>	<b>164</b>
		<b><i>skipped question</i></b>	<b>2</b>





7. My child's experience in the math program has been both positive and engaging.			
		Response Percent	Response Count
strongly agree		18.2%	30
<b>agree</b>		<b>58.8%</b>	<b>97</b>
neither agree nor disagree		10.3%	17
disagree		10.9%	18
strongly disagree		1.8%	3
don't know		0.0%	0
		<b>answered question</b>	<b>165</b>
		<b>skipped question</b>	<b>1</b>





8. My child's experience in the science program has been both positive and engaging.			
		Response Percent	Response Count
strongly agree		27.2%	44
<b>agree</b>		<b>54.3%</b>	<b>88</b>
neither agree nor disagree		11.1%	18
disagree		2.5%	4
strongly disagree		1.9%	3
don't know		3.1%	5
		<b>answered question</b>	<b>162</b>
		<b>skipped question</b>	<b>4</b>






<b>9. My child's experience in the social studies program has been both positive and engaging.</b>			
		<b>Response Percent</b>	<b>Response Count</b>
strongly agree		18.4%	30
<b>agree</b>		<b>42.3%</b>	<b>69</b>
neither agree nor disagree		23.3%	38
disagree		3.7%	6
strongly disagree		1.2%	2
don't know		11.0%	18
		<b><i>answered question</i></b>	<b>163</b>
		<b><i>skipped question</i></b>	<b>3</b>

<b>10. My child's experience in the art, music, physical education, and library programs has been both positive and engaging.</b>			
		<b>Response Percent</b>	<b>Response Count</b>
strongly agree		24.2%	40
<b>agree</b>		<b>55.2%</b>	<b>91</b>
neither agree nor disagree		7.3%	12
disagree		9.7%	16
strongly disagree		2.4%	4
don't know		1.2%	2
		<b><i>answered question</i></b>	<b>165</b>
		<b><i>skipped question</i></b>	<b>1</b>





11. The use of technology tools in the classroom is:			
		Response Percent	Response Count
excellent		26.4%	43
<b>good</b>		<b>36.8%</b>	<b>60</b>
average		20.2%	33
below average		3.1%	5
poor		2.5%	4
don't know		11.0%	18
		<b>answered question</b>	<b>163</b>
		<b>skipped question</b>	<b>3</b>






12. The amount of homework that my child receives is:			
		Response Percent	Response Count
far too much		0.0%	0
too much		7.5%	12
<b>just right</b>		<b>76.7%</b>	<b>122</b>
not enough		11.3%	18
too little		4.4%	7
		<b>answered question</b>	<b>159</b>
		<b>skipped question</b>	<b>7</b>






<b>13. My child can complete homework without help.</b>			
		<b>Response Percent</b>	<b>Response Count</b>
strongly agree		16.8%	26
<b>agree</b>		<b>44.5%</b>	<b>69</b>
neither agree nor disagree		20.0%	31
disagree		18.7%	29
strongly disagree		0.0%	0
<b>answered question</b>			<b>155</b>
<b>skipped question</b>			<b>11</b>






<b>14. The school provides the appropriate amount of academic challenge for my child.</b>			
		<b>Response Percent</b>	<b>Response Count</b>
strongly agree		14.8%	24
<b>agree</b>		<b>51.2%</b>	<b>83</b>
neither agree nor disagree		16.7%	27
disagree		14.8%	24
strongly disagree		2.5%	4
<b>answered question</b>			<b>162</b>
<b>skipped question</b>			<b>4</b>





<b>15. If you choose, please submit any comments about the instructional portion of the school program (Questions 4 -14).</b>			
		<b>Response Count</b>	
		62	
<b>answered question</b>		<b>62</b>	
<b>skipped question</b>		<b>104</b>	






<b>16. Effective teaching strategies and materials are used in the classroom to involve and motivate my child.</b>			
		<b>Response Percent</b>	<b>Response Count</b>
strongly agree		26.2%	43
<b>agree</b>		<b>54.3%</b>	<b>89</b>
neither agree nor disagree		14.6%	24
disagree		4.9%	8
strongly disagree		0.0%	0
		<b><i>answered question</i></b>	<b>164</b>
		<b><i>skipped question</i></b>	<b>2</b>




<b>17. My child's teacher responds to my questions and concerns in an effective and timely manner.</b>			
		<b>Response Percent</b>	<b>Response Count</b>
<b>strongly agree</b>		<b>64.2%</b>	<b>106</b>
agree		29.7%	49
neither agree nor disagree		3.6%	6
disagree		1.8%	3
strongly disagree		0.6%	1
		<b><i>answered question</i></b>	<b>165</b>
		<b><i>skipped question</i></b>	<b>1</b>




18. My child's teacher keeps me informed of my child's progress.			
		Response Percent	Response Count
strongly agree		38.4%	63
<b>agree</b>		<b>47.0%</b>	<b>77</b>
neither agree nor disagree		9.1%	15
disagree		3.7%	6
strongly disagree		1.8%	3
<i>answered question</i>			<b>164</b>
<i>skipped question</i>			<b>2</b>







19. Throughout the school year, expectations for my child are clearly communicated.			
		Response Percent	Response Count
strongly agree		30.6%	49
<b>agree</b>		<b>49.4%</b>	<b>79</b>
neither agree nor disagree		14.4%	23
disagree		5.0%	8
strongly disagree		0.6%	1
<i>answered question</i>			<b>160</b>
<i>skipped question</i>			<b>6</b>




20. The school's teachers are readily available to give my child extra help when needed.			
		Response Percent	Response Count
strongly agree		31.3%	51
<b>agree</b>		<b>36.8%</b>	<b>60</b>
neither agree nor disagree		25.8%	42
disagree		5.5%	9
strongly disagree		0.6%	1
		<b>answered question</b>	<b>163</b>
		<b>skipped question</b>	<b>3</b>






21. The progress report informs me of my child's progress towards mastery of grade level standards.			
		Response Percent	Response Count
strongly agree		19.1%	31
<b>agree</b>		<b>57.4%</b>	<b>93</b>
neither agree nor disagree		9.3%	15
disagree		10.5%	17
strongly disagree		3.7%	6
		<b>answered question</b>	<b>162</b>
		<b>skipped question</b>	<b>4</b>



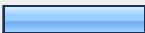


<b>22. Formal parent-teacher conferences should be scheduled:</b>			
		<b>Response Percent</b>	<b>Response Count</b>
1 time a year, in November		1.2%	2
2 times a year, in November and late January (mid-year)		26.1%	42
<b>2 times a year, in November and early April (current schedule)</b>		<b>72.7%</b>	<b>117</b>
		<i>answered question</i>	<b>161</b>
		<i>skipped question</i>	<b>5</b>






<b>23. I have read my child's teacher's webpage/blog for information.</b>			
		<b>Response Percent</b>	<b>Response Count</b>
yes		21.5%	35
no		19.6%	32
<b>my child's teacher doesn't have a webpage/blog</b>		<b>58.9%</b>	<b>96</b>
		<i>answered question</i>	<b>163</b>
		<i>skipped question</i>	<b>3</b>

24. The features of a teacher's webpage that would be most useful to me are:			
		Response Percent	Response Count
reports of daily work and events		67.6%	94
examples of student work		30.2%	42
homework assignments		59.7%	83
descriptions of curriculum		52.5%	73
other (please note in comment section)		4.3%	6
wouldn't use the teacher's web page		7.2%	10
		<b>answered question</b>	<b>139</b>
		<b>skipped question</b>	<b>27</b>





25. The principal knows my child and family.			
		Response Percent	Response Count
yes		73.2%	120
no		8.5%	14
don't know		18.3%	30
		<b>answered question</b>	<b>164</b>
		<b>skipped question</b>	<b>2</b>





<b>26. My opinions and concerns are given proper attention by the principal.</b>			
		<b>Response Percent</b>	<b>Response Count</b>
strongly agree		15.5%	25
agree		32.9%	53
<b>neither agree nor disagree</b>		<b>41.0%</b>	<b>66</b>
disagree		6.2%	10
strongly disagree		4.3%	7
		<b><i>answered question</i></b>	<b>161</b>
		<b><i>skipped question</i></b>	<b>5</b>






<b>27. I trust the principal to make decisions that are in the best interest of students.</b>			
		<b>Response Percent</b>	<b>Response Count</b>
strongly agree		21.3%	35
<b>agree</b>		<b>46.3%</b>	<b>76</b>
neither agree nor disagree		21.3%	35
disagree		4.9%	8
strongly disagree		6.1%	10
		<b><i>answered question</i></b>	<b>164</b>
		<b><i>skipped question</i></b>	<b>2</b>






28. The principal is an effective school leader.			
		Response Percent	Response Count
strongly agree		18.9%	31
agree		44.5%	73
neither agree nor disagree		22.0%	36
disagree		9.1%	15
strongly disagree		5.5%	9
		<b>answered question</b>	<b>164</b>
		<b>skipped question</b>	<b>2</b>






29. If you choose, please submit any comments that pertain to Questions 16-28.		
		Response Count
		51
		<b>answered question</b>
		<b>51</b>
		<b>skipped question</b>
		<b>115</b>






30. My child looks forward to going to school each day.			
		Response Percent	Response Count
strongly agree		35.8%	59
agree		43.0%	71
neither agree nor disagree		14.5%	24
disagree		6.7%	11
strongly disagree		0.0%	0
		<b>answered question</b>	<b>165</b>
		<b>skipped question</b>	<b>1</b>


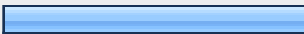
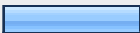



31. My child feels safe at school.			Response Percent	Response Count
strongly agree			53.9%	89
agree			36.4%	60
neither agree nor disagree			8.5%	14
disagree			1.2%	2
strongly disagree			0.0%	0
			<b>answered question</b>	<b>165</b>
			<b>skipped question</b>	<b>1</b>


32. My child's school is clean and orderly.			Response Percent	Response Count
strongly agree			24.2%	40
agree			55.2%	91
neither agree nor disagree			12.1%	20
disagree			6.7%	11
strongly disagree			1.8%	3
			<b>answered question</b>	<b>165</b>
			<b>skipped question</b>	<b>1</b>






<b>33. My child is supported, encouraged, and nurtured by adults at school.</b>			
		<b>Response Percent</b>	<b>Response Count</b>
strongly agree		40.0%	66
<b>agree</b>		<b>50.3%</b>	<b>83</b>
neither agree nor disagree		5.5%	9
disagree		3.0%	5
strongly disagree		1.2%	2
		<b><i>answered question</i></b>	<b>165</b>
		<b><i>skipped question</i></b>	<b>1</b>





<b>34. Adults and students treat each other with respect and dignity at school.</b>			
		<b>Response Percent</b>	<b>Response Count</b>
strongly agree		28.8%	47
<b>agree</b>		<b>54.6%</b>	<b>89</b>
neither agree nor disagree		9.2%	15
disagree		4.9%	8
strongly disagree		2.5%	4
		<b><i>answered question</i></b>	<b>163</b>
		<b><i>skipped question</i></b>	<b>3</b>






<b>35. Bullying has not been a problem for my child at school.</b>			
		<b>Response Percent</b>	<b>Response Count</b>
strongly agree		22.0%	36
<b>agree</b>		<b>37.2%</b>	<b>61</b>
neither agree nor disagree		16.5%	27
disagree		20.1%	33
strongly disagree		4.3%	7
		<b>answered question</b>	<b>164</b>
		<b>skipped question</b>	<b>2</b>





<b>36. Discipline is handled fairly and effectively at school.</b>			
		<b>Response Percent</b>	<b>Response Count</b>
strongly agree		12.8%	21
<b>agree</b>		<b>46.3%</b>	<b>76</b>
neither agree nor disagree		20.7%	34
disagree		6.1%	10
strongly disagree		4.9%	8
doesn't apply		9.1%	15
		<b>answered question</b>	<b>164</b>
		<b>skipped question</b>	<b>2</b>

37. The METCO program provides good support for my child and family.			
		Response Percent	Response Count
strongly agree		4.3%	7
agree		8.6%	14
neither agree nor disagree		17.3%	28
disagree		0.6%	1
strongly disagree		0.6%	1
<b>doesn't apply</b>		<b>68.5%</b>	<b>111</b>
		<b><i>answered question</i></b>	<b>162</b>
		<b><i>skipped question</i></b>	<b>4</b>


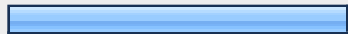




38. I feel welcome when I come to my child's school.			
		Response Percent	Response Count
strongly agree		36.8%	60
<b>agree</b>		<b>47.2%</b>	<b>77</b>
neither agree nor disagree		10.4%	17
disagree		3.7%	6
strongly disagree		1.8%	3
		<b><i>answered question</i></b>	<b>163</b>
		<b><i>skipped question</i></b>	<b>3</b>





39. There are a variety of meaningful ways in which parents can be involved with the school.			
		Response Percent	Response Count
strongly agree		48.2%	79
agree		47.6%	78
neither agree nor disagree		3.7%	6
disagree		0.0%	0
strongly disagree		0.6%	1
		<b>answered question</b>	<b>164</b>
		<b>skipped question</b>	<b>2</b>






40. Overall, I would rate communication with the school as:			
		Response Percent	Response Count
excellent		41.1%	67
good		41.7%	68
average		12.9%	21
below average		3.7%	6
poor		0.6%	1
		<b>answered question</b>	<b>163</b>
		<b>skipped question</b>	<b>3</b>


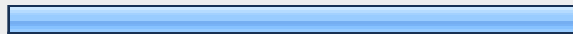


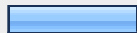

41. Overall, I would rate my child's school as:			
		Response Percent	Response Count
excellent		44.2%	73
good		41.8%	69
average		10.9%	18
below average		3.0%	5
poor		0.0%	0
		<i>answered question</i>	<b>165</b>
		<i>skipped question</i>	<b>1</b>






42. If you choose, please submit any comments that pertain to Questions 30 - 41.		
		Response Count
		37
		<i>answered question</i>
		<b>37</b>
		<i>skipped question</i>
		<b>129</b>






43. The school bus is safe for my child.			
		Response Percent	Response Count
strongly agree		20.6%	34
<b>agree</b>		<b>52.1%</b>	<b>86</b>
neither agree nor disagree		11.5%	19
disagree		8.5%	14
strongly disagree		1.2%	2
my child doesn't take the bus		6.1%	10
		<b>answered question</b>	<b>165</b>
		<b>skipped question</b>	<b>1</b>






44. The bus drivers treat my child respectfully.			
		Response Percent	Response Count
strongly agree		36.4%	60
<b>agree</b>		<b>40.0%</b>	<b>66</b>
neither agree nor disagree		12.7%	21
disagree		3.0%	5
strongly disagree		1.2%	2
my child doesn't take the bus		6.7%	11
		<b>answered question</b>	<b>165</b>
		<b>skipped question</b>	<b>1</b>

45. My child should receive world language instruction.			Response Percent	Response Count
strongly agree			40.7%	66
agree			31.5%	51
neither agree nor disagree			22.2%	36
disagree			3.1%	5
strongly disagree			2.5%	4
			<b>answered question</b>	<b>162</b>
			<b>skipped question</b>	<b>4</b>

46. Language instruction should be offered in:			Response Percent	Response Count
French			51.8%	72
<b>Spanish</b>			<b>87.1%</b>	<b>121</b>
Italian			7.2%	10
German			7.9%	11
Latin			19.4%	27
Mandarin Chinese			38.8%	54
			<b>answered question</b>	<b>139</b>
			<b>skipped question</b>	<b>27</b>

<b>47. I am satisfied with the current school schedule of 24 early release Tuesdays.</b>			
		<b>Response Percent</b>	<b>Response Count</b>
strongly agree		9.8%	16
agree		17.7%	29
neither agree nor disagree		20.1%	33
<b>disagree</b>		<b>27.4%</b>	<b>45</b>
strongly disagree		25.0%	41
		<b><i>answered question</i></b>	<b>164</b>
		<b><i>skipped question</i></b>	<b>2</b>

<b>48. I prefer a consistent school schedule with 5 full days of instruction M-F, and 1 early release day per month.</b>			
		<b>Response Percent</b>	<b>Response Count</b>
<b>strongly agree</b>		<b>40.0%</b>	<b>66</b>
agree		22.4%	37
neither agree nor disagree		20.6%	34
disagree		12.7%	21
strongly disagree		4.2%	7
		<b><i>answered question</i></b>	<b>165</b>
		<b><i>skipped question</i></b>	<b>1</b>

49. I would support a school calendar with the first day of school before September 1.			
		Response Percent	Response Count
strongly agree		12.8%	21
agree		23.2%	38
neither agree nor disagree		17.1%	28
disagree		17.7%	29
<b>strongly disagree</b>		<b>29.3%</b>	<b>48</b>
		<i>answered question</i>	<b>164</b>
		<i>skipped question</i>	<b>2</b>

50. If you choose, please submit any comments that pertain to Questions 43 -49.		
		Response Count
		59
		<i>answered question</i>
		<b>59</b>
		<i>skipped question</i>
		<b>107</b>

51. Thank you for taking the time to answer this survey. The results will be used to celebrate your school's strengths and to guide your school's improvement efforts. The survey results will be shared with you. If you have any additional comments, please record them below.		
		Response Count
		30
		<i>answered question</i>
		<b>30</b>
		<i>skipped question</i>
		<b>136</b>