







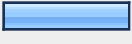











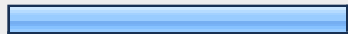




# Parent Satisfaction Survey K-5







1. I have a child (children) at the following school:			
		Response Percent	Response Count
Alcott		0.0%	0
<b>Thoreau</b>		<b>100.0%</b>	<b>169</b>
Willard		0.0%	0
		<i>answered question</i>	<b>169</b>
		<i>skipped question</i>	<b>0</b>


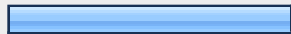




2. My child(ren) is (are) in the following grade:			
		Response Percent	Response Count
Kindergarten		25.4%	43
1st		18.9%	32
2nd		22.5%	38
<b>3rd</b>		<b>27.8%</b>	<b>47</b>
4th		25.4%	43
5th		18.9%	32
		<i>answered question</i>	<b>169</b>
		<i>skipped question</i>	<b>0</b>






3. I live in:			Response Percent	Response Count
Concord		95.9%	162	
Boston		3.0%	5	
Other town/city		1.2%	2	
			<b>answered question</b>	<b>169</b>
			<b>skipped question</b>	<b>0</b>

4. My child's experience in the reading program has been both positive and engaging.			Response Percent	Response Count
strongly agree		27.5%	46	
agree		50.9%	85	
neither agree nor disagree		13.2%	22	
disagree		7.8%	13	
strongly disagree		0.6%	1	
don't know		0.0%	0	
			<b>answered question</b>	<b>167</b>
			<b>skipped question</b>	<b>2</b>







<b>5. My child reads challenging and engaging books in school.</b>			
		<b>Response Percent</b>	<b>Response Count</b>
strongly agree		15.0%	25
<b>agree</b>		<b>52.1%</b>	<b>87</b>
neither agree nor disagree		19.8%	33
disagree		9.6%	16
strongly disagree		1.8%	3
don't know		1.8%	3
		<b><i>answered question</i></b>	<b>167</b>
		<b><i>skipped question</i></b>	<b>2</b>

<b>6. My child's experience in the writing program has been both positive and engaging.</b>			
		<b>Response Percent</b>	<b>Response Count</b>
strongly agree		24.7%	41
<b>agree</b>		<b>57.8%</b>	<b>96</b>
neither agree nor disagree		9.0%	15
disagree		6.0%	10
strongly disagree		0.6%	1
don't know		1.8%	3
		<b><i>answered question</i></b>	<b>166</b>
		<b><i>skipped question</i></b>	<b>3</b>





7. My child's experience in the math program has been both positive and engaging.			
		Response Percent	Response Count
strongly agree		15.1%	25
<b>agree</b>		<b>43.4%</b>	<b>72</b>
neither agree nor disagree		18.7%	31
disagree		15.7%	26
strongly disagree		6.6%	11
don't know		0.6%	1
		<b>answered question</b>	<b>166</b>
		<b>skipped question</b>	<b>3</b>






8. My child's experience in the science program has been both positive and engaging.			
		Response Percent	Response Count
strongly agree		30.1%	50
<b>agree</b>		<b>51.8%</b>	<b>86</b>
neither agree nor disagree		10.2%	17
disagree		6.0%	10
strongly disagree		0.0%	0
don't know		1.8%	3
		<b>answered question</b>	<b>166</b>
		<b>skipped question</b>	<b>3</b>






**9. My child's experience in the social studies program has been both positive and engaging.**






		Response Percent	Response Count
strongly agree		25.7%	43
<b>agree</b>		<b>47.3%</b>	<b>79</b>
neither agree nor disagree		17.4%	29
disagree		3.0%	5
strongly disagree		0.6%	1
don't know		6.0%	10
		<b>answered question</b>	<b>167</b>
		<b>skipped question</b>	<b>2</b>






**10. My child's experience in the art, music, physical education, and library programs has been both positive and engaging.**

		Response Percent	Response Count
strongly agree		39.3%	66
<b>agree</b>		<b>50.6%</b>	<b>85</b>
neither agree nor disagree		6.5%	11
disagree		3.6%	6
strongly disagree		0.0%	0
don't know		0.0%	0
		<b>answered question</b>	<b>168</b>
		<b>skipped question</b>	<b>1</b>






11. The use of technology tools in the classroom is:			
		Response Percent	Response Count
excellent		54.8%	92
good		31.0%	52
average		10.7%	18
below average		0.6%	1
poor		0.0%	0
don't know		3.0%	5
		<b>answered question</b>	<b>168</b>
		<b>skipped question</b>	<b>1</b>






12. The amount of homework that my child receives is:			
		Response Percent	Response Count
far too much		3.0%	5
too much		6.0%	10
just right		69.5%	116
not enough		20.4%	34
too little		1.2%	2
		<b>answered question</b>	<b>167</b>
		<b>skipped question</b>	<b>2</b>






<b>13. My child can complete homework without help.</b>			
		<b>Response Percent</b>	<b>Response Count</b>
strongly agree		20.0%	33
<b>agree</b>		<b>44.8%</b>	<b>74</b>
neither agree nor disagree		16.4%	27
disagree		17.0%	28
strongly disagree		1.8%	3
		<b>answered question</b>	<b>165</b>
		<b>skipped question</b>	<b>4</b>





<b>14. The school provides the appropriate amount of academic challenge for my child.</b>			
		<b>Response Percent</b>	<b>Response Count</b>
strongly agree		14.4%	24
<b>agree</b>		<b>47.3%</b>	<b>79</b>
neither agree nor disagree		16.2%	27
disagree		18.6%	31
strongly disagree		3.6%	6
		<b>answered question</b>	<b>167</b>
		<b>skipped question</b>	<b>2</b>





<b>15. If you choose, please submit any comments about the instructional portion of the school program (Questions 4 -14).</b>		
		<b>Response Count</b>
		75
		<b>answered question</b>
		<b>75</b>
		<b>skipped question</b>
		<b>94</b>



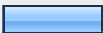


<b>16. Effective teaching strategies and materials are used in the classroom to involve and motivate my child.</b>			
		<b>Response Percent</b>	<b>Response Count</b>
strongly agree		34.5%	58
<b>agree</b>		<b>43.5%</b>	<b>73</b>
neither agree nor disagree		15.5%	26
disagree		4.2%	7
strongly disagree		2.4%	4
		<b><i>answered question</i></b>	<b>168</b>
		<b><i>skipped question</i></b>	<b>1</b>




<b>17. My child's teacher responds to my questions and concerns in an effective and timely manner.</b>			
		<b>Response Percent</b>	<b>Response Count</b>
<b>strongly agree</b>		<b>54.5%</b>	<b>91</b>
agree		29.9%	50
neither agree nor disagree		7.2%	12
disagree		7.2%	12
strongly disagree		1.2%	2
		<b><i>answered question</i></b>	<b>167</b>
		<b><i>skipped question</i></b>	<b>2</b>




<b>18. My child's teacher keeps me informed of my child's progress.</b>			
		<b>Response Percent</b>	<b>Response Count</b>
strongly agree		34.5%	57
<b>agree</b>		<b>48.5%</b>	<b>80</b>
neither agree nor disagree		7.3%	12
disagree		8.5%	14
strongly disagree		1.2%	2
		<b><i>answered question</i></b>	<b>165</b>
		<b><i>skipped question</i></b>	<b>4</b>







<b>19. Throughout the school year, expectations for my child are clearly communicated.</b>			
		<b>Response Percent</b>	<b>Response Count</b>
strongly agree		25.9%	43
<b>agree</b>		<b>50.0%</b>	<b>83</b>
neither agree nor disagree		15.1%	25
disagree		9.0%	15
strongly disagree		0.0%	0
		<b><i>answered question</i></b>	<b>166</b>
		<b><i>skipped question</i></b>	<b>3</b>


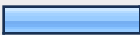

20. The school's teachers are readily available to give my child extra help when needed.			
		Response Percent	Response Count
strongly agree		33.3%	55
<b>agree</b>		<b>35.8%</b>	<b>59</b>
neither agree nor disagree		24.8%	41
disagree		6.1%	10
strongly disagree		0.0%	0
		<i>answered question</i>	<b>165</b>
		<i>skipped question</i>	<b>4</b>






21. The progress report informs me of my child's progress towards mastery of grade level standards.			
		Response Percent	Response Count
strongly agree		17.5%	29
<b>agree</b>		<b>54.8%</b>	<b>91</b>
neither agree nor disagree		15.1%	25
disagree		10.8%	18
strongly disagree		1.8%	3
		<i>answered question</i>	<b>166</b>
		<i>skipped question</i>	<b>3</b>






<b>22. Formal parent-teacher conferences should be scheduled:</b>			
		<b>Response Percent</b>	<b>Response Count</b>
1 time a year, in November		0.6%	1
2 times a year, in November and late January (mid-year)		30.9%	51
<b>2 times a year, in November and early April (current schedule)</b>		<b>68.5%</b>	<b>113</b>
		<i>answered question</i>	<b>165</b>
		<i>skipped question</i>	<b>4</b>






<b>23. I have read my child's teacher's webpage/blog for information.</b>			
		<b>Response Percent</b>	<b>Response Count</b>
yes		51.2%	85
no		16.3%	27
my child's teacher doesn't have a webpage/blog		32.5%	54
		<i>answered question</i>	<b>166</b>
		<i>skipped question</i>	<b>3</b>

24. The features of a teacher's webpage that would be most useful to me are:			
		Response Percent	Response Count
reports of daily work and events		69.3%	104
examples of student work		32.7%	49
homework assignments		64.7%	97
descriptions of curriculum		47.3%	71
other (please note in comment section)		8.7%	13
wouldn't use the teacher's web page		7.3%	11
		<b>answered question</b>	<b>150</b>
		<b>skipped question</b>	<b>19</b>


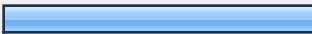



25. The principal knows my child and family.			
		Response Percent	Response Count
yes		45.8%	77
no		20.8%	35
don't know		33.3%	56
		<b>answered question</b>	<b>168</b>
		<b>skipped question</b>	<b>1</b>






<b>26. My opinions and concerns are given proper attention by the principal.</b>			
		<b>Response Percent</b>	<b>Response Count</b>
strongly agree		11.4%	19
agree		29.3%	49
<b>neither agree nor disagree</b>		<b>43.1%</b>	<b>72</b>
disagree		9.6%	16
strongly disagree		6.6%	11
		<b><i>answered question</i></b>	<b>167</b>
		<b><i>skipped question</i></b>	<b>2</b>




<b>27. I trust the principal to make decisions that are in the best interest of students.</b>			
		<b>Response Percent</b>	<b>Response Count</b>
strongly agree		18.0%	30
<b>agree</b>		<b>42.5%</b>	<b>71</b>
neither agree nor disagree		25.7%	43
disagree		10.8%	18
strongly disagree		3.0%	5
		<b><i>answered question</i></b>	<b>167</b>
		<b><i>skipped question</i></b>	<b>2</b>





<b>28. The principal is an effective school leader.</b>			
		<b>Response Percent</b>	<b>Response Count</b>
strongly agree		15.6%	26
<b>agree</b>		<b>37.1%</b>	<b>62</b>
neither agree nor disagree		31.7%	53
disagree		9.0%	15
strongly disagree		6.6%	11
		<b><i>answered question</i></b>	<b>167</b>
		<b><i>skipped question</i></b>	<b>2</b>






<b>29. If you choose, please submit any comments that pertain to Questions 16-28.</b>		
		<b>Response Count</b>
		57
		<b><i>answered question</i></b>
		<b>57</b>
		<b><i>skipped question</i></b>
		<b>112</b>

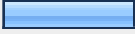




<b>30. My child looks forward to going to school each day.</b>			
		<b>Response Percent</b>	<b>Response Count</b>
strongly agree		29.9%	50
<b>agree</b>		<b>47.9%</b>	<b>80</b>
neither agree nor disagree		12.0%	20
disagree		7.8%	13
strongly disagree		2.4%	4
		<b><i>answered question</i></b>	<b>167</b>
		<b><i>skipped question</i></b>	<b>2</b>







31. My child feels safe at school.			Response Percent	Response Count
strongly agree			50.9%	85
agree			40.7%	68
neither agree nor disagree			6.0%	10
disagree			1.2%	2
strongly disagree			1.2%	2
			<b>answered question</b>	<b>167</b>
			<b>skipped question</b>	<b>2</b>



32. My child's school is clean and orderly.			Response Percent	Response Count
strongly agree			73.7%	123
agree			25.1%	42
neither agree nor disagree			1.2%	2
disagree			0.0%	0
strongly disagree			0.0%	0
			<b>answered question</b>	<b>167</b>
			<b>skipped question</b>	<b>2</b>





<b>33. My child is supported, encouraged, and nurtured by adults at school.</b>			
		<b>Response Percent</b>	<b>Response Count</b>
<b>strongly agree</b>		<b>47.0%</b>	<b>79</b>
agree		40.5%	68
neither agree nor disagree		8.9%	15
disagree		3.6%	6
strongly disagree		0.0%	0
		<b><i>answered question</i></b>	<b>168</b>
		<b><i>skipped question</i></b>	<b>1</b>





<b>34. Adults and students treat each other with respect and dignity at school.</b>			
		<b>Response Percent</b>	<b>Response Count</b>
strongly agree		33.3%	56
<b>agree</b>		<b>52.4%</b>	<b>88</b>
neither agree nor disagree		6.5%	11
disagree		6.0%	10
strongly disagree		1.8%	3
		<b><i>answered question</i></b>	<b>168</b>
		<b><i>skipped question</i></b>	<b>1</b>






<b>35. Bullying has not been a problem for my child at school.</b>			
		<b>Response Percent</b>	<b>Response Count</b>
strongly agree		19.6%	33
<b>agree</b>		<b>36.9%</b>	<b>62</b>
neither agree nor disagree		12.5%	21
disagree		23.8%	40
strongly disagree		7.1%	12
		<b>answered question</b>	<b>168</b>
		<b>skipped question</b>	<b>1</b>




<b>36. Discipline is handled fairly and effectively at school.</b>			
		<b>Response Percent</b>	<b>Response Count</b>
strongly agree		7.8%	13
<b>agree</b>		<b>43.7%</b>	<b>73</b>
neither agree nor disagree		26.9%	45
disagree		8.4%	14
strongly disagree		4.2%	7
doesn't apply		9.0%	15
		<b>answered question</b>	<b>167</b>
		<b>skipped question</b>	<b>2</b>

37. The METCO program provides good support for my child and family.			
		Response Percent	Response Count
strongly agree		4.3%	7
agree		12.8%	21
neither agree nor disagree		17.1%	28
disagree		0.6%	1
strongly disagree		0.6%	1
doesn't apply		64.6%	106
		<b>answered question</b>	<b>164</b>
		<b>skipped question</b>	<b>5</b>







38. I feel welcome when I come to my child's school.			
		Response Percent	Response Count
strongly agree		44.6%	75
agree		45.8%	77
neither agree nor disagree		7.1%	12
disagree		2.4%	4
strongly disagree		0.0%	0
		<b>answered question</b>	<b>168</b>
		<b>skipped question</b>	<b>1</b>


39. There are a variety of meaningful ways in which parents can be involved with the school.			
		Response Percent	Response Count
strongly agree		54.8%	92
agree		41.7%	70
neither agree nor disagree		3.0%	5
disagree		0.6%	1
strongly disagree		0.0%	0
		<b>answered question</b>	<b>168</b>
		<b>skipped question</b>	<b>1</b>






40. Overall, I would rate communication with the school as:			
		Response Percent	Response Count
excellent		37.1%	62
good		47.9%	80
average		11.4%	19
below average		3.0%	5
poor		0.6%	1
		<b>answered question</b>	<b>167</b>
		<b>skipped question</b>	<b>2</b>







41. Overall, I would rate my child's school as:			
		Response Percent	Response Count
excellent		53.0%	89
good		38.1%	64
average		8.9%	15
below average		0.0%	0
poor		0.0%	0
		<b>answered question</b>	<b>168</b>
		<b>skipped question</b>	<b>1</b>






42. If you choose, please submit any comments that pertain to Questions 30 - 41.			
		Response Count	
		35	
		<b>answered question</b>	
		<b>35</b>	
		<b>skipped question</b>	
		<b>134</b>	






<b>43. The school bus is safe for my child.</b>				
			<b>Response Percent</b>	<b>Response Count</b>
strongly agree		22.6%	38	
<b>agree</b>		<b>36.3%</b>	<b>61</b>	
neither agree nor disagree		16.1%	27	
disagree		13.7%	23	
strongly disagree		1.2%	2	
my child doesn't take the bus		10.1%	17	
			<b><i>answered question</i></b>	<b>168</b>
			<b><i>skipped question</i></b>	<b>1</b>






<b>44. The bus drivers treat my child respectfully.</b>				
			<b>Response Percent</b>	<b>Response Count</b>
<b>strongly agree</b>		<b>43.5%</b>	<b>73</b>	
agree		28.6%	48	
neither agree nor disagree		8.9%	15	
disagree		8.9%	15	
strongly disagree		0.0%	0	
my child doesn't take the bus		10.1%	17	
			<b><i>answered question</i></b>	<b>168</b>
			<b><i>skipped question</i></b>	<b>1</b>

45. My child should receive world language instruction.			Response Percent	Response Count
strongly agree			44.0%	73
agree			30.7%	51
neither agree nor disagree			18.1%	30
disagree			6.6%	11
strongly disagree			0.6%	1
			<b>answered question</b>	<b>166</b>
			<b>skipped question</b>	<b>3</b>

46. Language instruction should be offered in:			Response Percent	Response Count
French			51.0%	74
<b>Spanish</b>			<b>91.7%</b>	<b>133</b>
Italian			9.7%	14
German			11.0%	16
Latin			17.9%	26
Mandarin Chinese			44.8%	65
			<b>answered question</b>	<b>145</b>
			<b>skipped question</b>	<b>24</b>

47. I am satisfied with the current school schedule of 24 early release Tuesdays.			
		Response Percent	Response Count
strongly agree		7.8%	13
agree		13.2%	22
neither agree nor disagree		21.6%	36
<b>disagree</b>		<b>32.3%</b>	<b>54</b>
strongly disagree		25.1%	42
		<i>answered question</i>	<b>167</b>
		<i>skipped question</i>	<b>2</b>

48. I prefer a consistent school schedule with 5 full days of instruction M-F, and 1 early release day per month.			
		Response Percent	Response Count
<b>strongly agree</b>		<b>45.7%</b>	<b>75</b>
agree		17.7%	29
neither agree nor disagree		18.3%	30
disagree		8.5%	14
strongly disagree		9.8%	16
		<i>answered question</i>	<b>164</b>
		<i>skipped question</i>	<b>5</b>

49. I would support a school calendar with the first day of school before September 1.			
		Response Percent	Response Count
strongly agree		15.6%	26
agree		18.0%	30
neither agree nor disagree		19.2%	32
disagree		18.6%	31
<b>strongly disagree</b>		<b>28.7%</b>	<b>48</b>
		<i>answered question</i>	<b>167</b>
		<i>skipped question</i>	<b>2</b>

50. If you choose, please submit any comments that pertain to Questions 43 -49.		
		Response Count
		66
		<i>answered question</i>
		<b>66</b>
		<i>skipped question</i>
		<b>103</b>

51. Thank you for taking the time to answer this survey. The results will be used to celebrate your school's strengths and to guide your school's improvement efforts. The survey results will be shared with you. If you have any additional comments, please record them below.		
		Response Count
		29
		<i>answered question</i>
		<b>29</b>
		<i>skipped question</i>
		<b>140</b>