


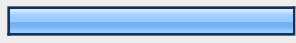

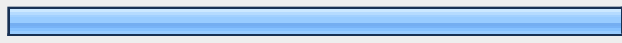


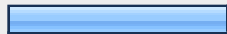












# Concord Middle School Parent Satisfaction Survey







1. My child is in the following grade:			
		Response Percent	Response Count
6th		36.4%	99
7th		36.0%	98
8th		27.6%	75
		<i>answered question</i>	<b>272</b>
		<i>skipped question</i>	<b>0</b>



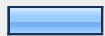



2. My child is the following gender:			
		Response Percent	Response Count
boy		43.8%	119
girl		56.3%	153
		<i>answered question</i>	<b>272</b>
		<i>skipped question</i>	<b>0</b>







3. I live in:			
		Response Percent	Response Count
Concord		94.5%	257
Boston		5.5%	15
Other town/city		0.0%	0
		<i>answered question</i>	<b>272</b>
		<i>skipped question</i>	<b>0</b>







4. My child's experience in English class has been both positive and challenging.			
		Response Percent	Response Count
strongly agree		51.1%	138
agree		33.3%	90
neither agree nor disagree		8.1%	22
disagree		4.8%	13
strongly disagree		2.2%	6
don't know		0.4%	1
		<b>answered question</b>	<b>270</b>
		<b>skipped question</b>	<b>2</b>


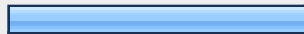




5. My child's experience in math class has been both positive and challenging.			
		Response Percent	Response Count
strongly agree		47.4%	127
agree		32.8%	88
neither agree nor disagree		10.1%	27
disagree		5.2%	14
strongly disagree		4.1%	11
don't know		0.4%	1
		<b>answered question</b>	<b>268</b>
		<b>skipped question</b>	<b>4</b>







6. My child's experience in science class has been both positive and challenging.			
		Response Percent	Response Count
strongly agree		38.8%	104
agree		37.7%	101
neither agree nor disagree		14.6%	39
disagree		6.7%	18
strongly disagree		1.9%	5
don't know		0.4%	1
		<b>answered question</b>	<b>268</b>
		<b>skipped question</b>	<b>4</b>


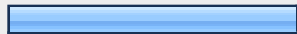




7. My child's experience in social studies class has been both positive and challenging.			
		Response Percent	Response Count
strongly agree		30.9%	82
agree		38.9%	103
neither agree nor disagree		14.0%	37
disagree		10.9%	29
strongly disagree		4.9%	13
don't know		0.4%	1
		<b>answered question</b>	<b>265</b>
		<b>skipped question</b>	<b>7</b>






<b>8. My child's experience in world language (Spanish, French, Mandarin) class has been both positive and challenging.</b>			
		<b>Response Percent</b>	<b>Response Count</b>
strongly agree		29.0%	78
<b>agree</b>		<b>40.9%</b>	<b>110</b>
neither agree nor disagree		11.9%	32
disagree		7.1%	19
strongly disagree		2.6%	7
don't know		0.0%	0
my child does not take a foreign language class		8.6%	23
		<b>answered question</b>	<b>269</b>
		<b>skipped question</b>	<b>3</b>





<b>9. My child's experience in art class has been both positive and challenging.</b>			
		<b>Response Percent</b>	<b>Response Count</b>
strongly agree		16.5%	44
<b>agree</b>		<b>36.7%</b>	<b>98</b>
neither agree nor disagree		24.7%	66
disagree		10.1%	27
strongly disagree		4.9%	13
don't know		7.1%	19
		<b>answered question</b>	<b>267</b>
		<b>skipped question</b>	<b>5</b>






10. My child's experience in health/FACS class has been both positive and challenging.			
		Response Percent	Response Count
strongly agree		34.3%	91
<b>agree</b>		<b>45.7%</b>	<b>121</b>
neither agree nor disagree		14.0%	37
disagree		1.9%	5
strongly disagree		0.4%	1
don't know		3.8%	10
		<b>answered question</b>	<b>265</b>
		<b>skipped question</b>	<b>7</b>






11. My child's experience in music class has been both positive and challenging.			
		Response Percent	Response Count
strongly agree		24.9%	65
<b>agree</b>		<b>32.6%</b>	<b>85</b>
neither agree nor disagree		23.4%	61
disagree		6.9%	18
strongly disagree		3.1%	8
don't know		9.2%	24
		<b>answered question</b>	<b>261</b>
		<b>skipped question</b>	<b>11</b>






12. My child's experience in physical education class has been both positive and challenging.			
		Response Percent	Response Count
strongly agree		26.9%	72
<b>agree</b>		<b>44.0%</b>	<b>118</b>
neither agree nor disagree		22.0%	59
disagree		3.0%	8
strongly disagree		1.1%	3
don't know		3.0%	8
		<b>answered question</b>	<b>268</b>
		<b>skipped question</b>	<b>4</b>






13. The use of technology tools in my child's classes is:			
		Response Percent	Response Count
excellent		34.7%	93
<b>good</b>		<b>46.3%</b>	<b>124</b>
average		10.4%	28
below average		0.7%	2
poor		0.0%	0
don't know		7.8%	21
		<b>answered question</b>	<b>268</b>
		<b>skipped question</b>	<b>4</b>


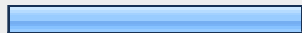




14. On average, the amount of homework that my child receives is:			
		Response Percent	Response Count
less than 30 minutes per night		5.2%	14
<b>30 minutes-1 hour per night</b>		<b>48.1%</b>	<b>130</b>
1-2 hours per night		38.9%	105
more than 2 hours per night		7.8%	21
don't know		0.0%	0
		<i>answered question</i>	<b>270</b>
		<i>skipped question</i>	<b>2</b>

15. My child receives the appropriate amount of homework on a regular basis.			
		Response Percent	Response Count
strongly agree		13.3%	35
<b>agree</b>		<b>55.1%</b>	<b>145</b>
neither agree nor disagree		12.9%	34
disagree		14.4%	38
strongly disagree		4.2%	11
		<i>answered question</i>	<b>263</b>
		<i>skipped question</i>	<b>9</b>

<b>16. My child can complete homework without my active involvement.</b>			
		<b>Response Percent</b>	<b>Response Count</b>
<b>strongly agree</b>		<b>41.1%</b>	<b>111</b>
agree		40.0%	108
neither agree nor disagree		7.8%	21
disagree		9.3%	25
strongly disagree		1.9%	5
		<b><i>answered question</i></b>	<b>270</b>
		<b><i>skipped question</i></b>	<b>2</b>






<b>17. Concord Middle School provides the appropriate amount of academic challenge for my child.</b>			
		<b>Response Percent</b>	<b>Response Count</b>
strongly agree		30.7%	82
<b>agree</b>		<b>50.6%</b>	<b>135</b>
neither agree nor disagree		9.4%	25
disagree		7.1%	19
strongly disagree		2.2%	6
		<b><i>answered question</i></b>	<b>267</b>
		<b><i>skipped question</i></b>	<b>5</b>





<b>18. Concord Middle School is preparing my child for the 21st century world effectively.</b>			
		<b>Response Percent</b>	<b>Response Count</b>
strongly agree		24.3%	65
<b>agree</b>		<b>51.3%</b>	<b>137</b>
neither agree nor disagree		17.2%	46
disagree		6.4%	17
strongly disagree		0.7%	2
		<b><i>answered question</i></b>	<b>267</b>
		<b><i>skipped question</i></b>	<b>5</b>


<b>19. Concord elementary schools prepared my child for the academic program at Concord Middle School.</b>			
		<b>Response Percent</b>	<b>Response Count</b>
strongly agree		37.9%	102
<b>agree</b>		<b>45.0%</b>	<b>121</b>
neither agree or disagree		4.8%	13
disagree		2.2%	6
strongly disagree		1.5%	4
my child did not go to an elementary school in Concord		8.6%	23
		<b><i>answered question</i></b>	<b>269</b>
		<b><i>skipped question</i></b>	<b>3</b>

20. Is there any class or program that you would like to see added to the CMS curriculum?		
		Response Count
		83
	<i>answered question</i>	<b>83</b>
	<i>skipped question</i>	<b>189</b>

21. Please write any comments about the instructional program at the middle school (Questions 4-20).		
		Response Count
		128
	<i>answered question</i>	<b>128</b>
	<i>skipped question</i>	<b>144</b>






22. My child's teachers respond to my questions and concerns in an effective and timely manner.			
		Response Percent	Response Count
<b>strongly agree</b>		42.4%	114
agree		40.1%	108
neither agree nor disagree		13.0%	35
disagree		3.7%	10
strongly disagree		0.7%	2
		<i>answered question</i>	<b>269</b>
		<i>skipped question</i>	<b>3</b>






23. Throughout the school year, my child has a clear sense of teachers' expectations.			
		Response Percent	Response Count
strongly agree		30.0%	81
<b>agree</b>		<b>56.7%</b>	<b>153</b>
neither agree nor disagree		9.6%	26
disagree		3.7%	10
strongly disagree		0.0%	0
		<i>answered question</i>	<b>270</b>
		<i>skipped question</i>	<b>2</b>

24. The school's teachers are readily available to give my child extra help when needed.			
		Response Percent	Response Count
strongly agree		36.2%	97
<b>agree</b>		<b>41.0%</b>	<b>110</b>
neither agree nor disagree		20.5%	55
disagree		1.9%	5
strongly disagree		0.4%	1
		<i>answered question</i>	<b>268</b>
		<i>skipped question</i>	<b>4</b>






25. The principal knows my child and family.			Response Percent	Response Count
yes		62.0%	165	
no		9.8%	26	
don't know		28.2%	75	
			<b>answered question</b>	<b>266</b>
			<b>skipped question</b>	<b>6</b>






26. The principal gives my opinions and concerns proper attention.			Response Percent	Response Count
strongly agree		34.2%	92	
agree		27.9%	75	
neither agree nor disagree		33.8%	91	
disagree		1.9%	5	
strongly disagree		2.2%	6	
			<b>answered question</b>	<b>269</b>
			<b>skipped question</b>	<b>3</b>






27. I trust the principal to make decisions that are in the best interest of students.			Response Percent	Response Count
strongly agree			44.8%	120
agree			44.4%	119
neither agree nor disagree			8.2%	22
disagree			1.1%	3
strongly disagree			1.5%	4
			<b>answered question</b>	<b>268</b>
			<b>skipped question</b>	<b>4</b>






28. The principal is an effective school leader.			Response Percent	Response Count
strongly agree			53.4%	142
agree			35.0%	93
neither agree nor disagree			9.4%	25
disagree			0.4%	1
strongly disagree			1.9%	5
			<b>answered question</b>	<b>266</b>
			<b>skipped question</b>	<b>6</b>




29. If you choose, please submit any comments that pertain to Questions 22-28.		Response Count
		87
		<b>answered question</b>
		<b>87</b>
		<b>skipped question</b>
		<b>185</b>






30. My child looks forward to going to school each day.			Response Percent	Response Count
strongly agree			32.5%	87
agree			47.4%	127
neither agree nor disagree			13.8%	37
disagree			4.9%	13
strongly disagree			1.5%	4
			<b>answered question</b>	<b>268</b>
			<b>skipped question</b>	<b>4</b>







31. My child feels safe at school.			Response Percent	Response Count
strongly agree			56.1%	151
agree			39.4%	106
neither agree nor disagree			1.5%	4
disagree			2.6%	7
strongly disagree			0.4%	1
			<b>answered question</b>	<b>269</b>
			<b>skipped question</b>	<b>3</b>


32. My child's school is clean and orderly.			
		Response Percent	Response Count
strongly agree		28.7%	77
agree		55.6%	149
neither agree nor disagree		10.1%	27
disagree		4.9%	13
strongly disagree		0.7%	2
		<b>answered question</b>	<b>268</b>
		<b>skipped question</b>	<b>4</b>





33. My child is supported, encouraged, and nurtured by adults at school.			
		Response Percent	Response Count
strongly agree		44.2%	119
agree		46.5%	125
neither agree nor disagree		7.8%	21
disagree		1.1%	3
strongly disagree		0.4%	1
		<b>answered question</b>	<b>269</b>
		<b>skipped question</b>	<b>3</b>






<b>34. Adults and students treat each other with respect and dignity at school.</b>			
		<b>Response Percent</b>	<b>Response Count</b>
strongly agree		29.3%	79
<b>agree</b>		<b>56.3%</b>	<b>152</b>
neither agree nor disagree		10.0%	27
disagree		4.1%	11
strongly disagree		0.4%	1
		<b><i>answered question</i></b>	<b>270</b>
		<b><i>skipped question</i></b>	<b>2</b>

<b>35. Bullying has not been a problem for my child at school.</b>			
		<b>Response Percent</b>	<b>Response Count</b>
strongly agree		34.8%	94
<b>agree</b>		<b>43.7%</b>	<b>118</b>
neither agree nor disagree		8.1%	22
disagree		10.7%	29
strongly disagree		2.6%	7
		<b><i>answered question</i></b>	<b>270</b>
		<b><i>skipped question</i></b>	<b>2</b>

<b>36. Discipline is handled fairly and effectively at school.</b>			
		<b>Response Percent</b>	<b>Response Count</b>
strongly agree		19.0%	51
<b>agree</b>		<b>40.7%</b>	<b>109</b>
neither agree nor disagree		15.3%	41
disagree		4.1%	11
strongly disagree		2.6%	7
not applicable		18.3%	49
		<b><i>answered question</i></b>	<b>268</b>
		<b><i>skipped question</i></b>	<b>4</b>

<b>37. The METCO program provides good support for my child and family.</b>			
		<b>Response Percent</b>	<b>Response Count</b>
strongly agree		6.4%	17
agree		7.2%	19
neither agree nor disagree		13.2%	35
disagree		1.9%	5
strongly disagree		1.9%	5
<b>not applicable</b>		<b>69.4%</b>	<b>184</b>
		<b><i>answered question</i></b>	<b>265</b>
		<b><i>skipped question</i></b>	<b>7</b>

38. I feel welcome when I come to my child's school.			
		Response Percent	Response Count
strongly agree		38.4%	103
agree		47.4%	127
neither agree nor disagree		13.1%	35
disagree		1.1%	3
strongly disagree		0.0%	0
		<b>answered question</b>	<b>268</b>
		<b>skipped question</b>	<b>4</b>






39. Overall, I would rate my child's school as:			
		Response Percent	Response Count
excellent		54.5%	146
good		37.7%	101
average		7.1%	19
below average		0.4%	1
poor		0.4%	1
		<b>answered question</b>	<b>268</b>
		<b>skipped question</b>	<b>4</b>

40. If you choose, please submit any comments that pertain to Questions 30-39.		
		Response Count
		71
		<b>answered question</b>
		<b>71</b>
		<b>skipped question</b>
		<b>201</b>


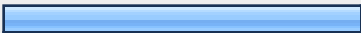




41. Over the course of this year, my child has participated in a CMS after-school program, sport, or activity.			
		Response Percent	Response Count
yes		86.6%	233
no		13.4%	36
		<b>answered question</b>	<b>269</b>
		<b>skipped question</b>	<b>3</b>







42. My child is able to make informed decisions about participating in after-school activities.			
		Response Percent	Response Count
strongly agree		43.4%	116
agree		41.6%	111
neither agree nor disagree		10.9%	29
disagree		4.1%	11
strongly disagree		0.0%	0
		<b>answered question</b>	<b>267</b>
		<b>skipped question</b>	<b>5</b>






**43. If the PTG could not raise enough money to support after-school programming, I would be willing to pay a fee for my child to participate in an after-school activity**

		Response Percent	Response Count
strongly agree		33.2%	89
<b>agree</b>		<b>48.1%</b>	<b>129</b>
neither agree nor disagree		12.3%	33
disagree		4.1%	11
strongly disagree		2.2%	6
		<b>answered question</b>	<b>268</b>
		<b>skipped question</b>	<b>4</b>

**44. The school bus is safe for my child.**

		Response Percent	Response Count
strongly agree		30.9%	83
<b>agree</b>		<b>55.0%</b>	<b>148</b>
neither agree nor disagree		5.6%	15
disagree		3.3%	9
strongly disagree		1.1%	3
my child doesn't take the bus		4.1%	11
		<b>answered question</b>	<b>269</b>
		<b>skipped question</b>	<b>3</b>

45. The bus drivers treat my child respectfully.			
		Response Percent	Response Count
strongly agree		31.3%	84
<b>agree</b>		<b>43.7%</b>	<b>117</b>
neither agree nor disagree		17.9%	48
disagree		1.9%	5
strongly disagree		1.1%	3
my child doesn't take the bus		4.1%	11
		<b>answered question</b>	<b>268</b>
		<b>skipped question</b>	<b>4</b>

46. I would support a school calendar with the first day of school before September 1.			
		Response Percent	Response Count
strongly agree		22.4%	60
<b>agree</b>		<b>26.1%</b>	<b>70</b>
neither agree nor disagree		16.4%	44
disagree		17.9%	48
strongly disagree		17.2%	46
		<b>answered question</b>	<b>268</b>
		<b>skipped question</b>	<b>4</b>

47. If you choose, please submit any comments that pertain to Questions 41-46.		
		Response Count
		80
	<i>answered question</i>	80
	<i>skipped question</i>	192

48. Thank you for taking the time to answer this survey. The results will be used to identify your school's strengths and to guide your school's improvement efforts. The survey results will be shared with you. If you have any additional comments, please record them below.		
		Response Count
		58
	<i>answered question</i>	58
	<i>skipped question</i>	214