



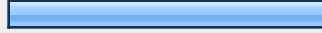







CCHS Parent Satisfaction Survey 9-12


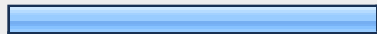



1. My child is in the following grade:			
		Response Percent	Response Count
9th		20.1%	86
10th		28.6%	122
11th		29.5%	126
12th		21.8%	93
		<i>answered question</i>	427
		<i>skipped question</i>	0

2. My child is the following gender:			
		Response Percent	Response Count
boy		48.2%	206
girl		51.8%	221
		<i>answered question</i>	427
		<i>skipped question</i>	0







3. I live in:			
		Response Percent	Response Count
Concord		71.4%	305
Carlisle		25.5%	109
Boston		1.9%	8
Other city/town		1.2%	5
		<i>answered question</i>	427
		<i>skipped question</i>	0






4. My child has had a rigorous and positive learning experience in the following subjects:									
	strongly agree	agree	neither agree nor disagree	disagree	strongly disagree	N/A	Rating Average	Response Count	
Applied Technologies	7.4% (26)	9.1% (32)	12.5% (44)	5.1% (18)	2.0% (7)	63.9% (225)	3.41	3	
Art	18.1% (68)	17.8% (67)	10.9% (41)	4.0% (15)	2.1% (8)	47.1% (177)	3.86	3	
English	27.0% (113)	42.6% (178)	13.4% (56)	13.2% (55)	3.8% (16)	0.0% (0)	3.76	4	
Foreign Language	24.6% (101)	39.3% (161)	14.9% (61)	12.9% (53)	2.7% (11)	5.6% (23)	3.74	4	
Health & Fitness	14.0% (56)	41.4% (165)	32.1% (128)	9.0% (36)	2.3% (9)	1.3% (5)	3.57	3	
Math	34.8% (146)	38.2% (160)	9.5% (40)	13.1% (55)	3.6% (15)	0.7% (3)	3.88	4	
Music	21.9% (83)	10.6% (40)	12.7% (48)	6.1% (23)	3.4% (13)	45.4% (172)	3.76	3	
Science	51.7% (217)	33.8% (142)	7.9% (33)	5.5% (23)	1.0% (4)	0.2% (1)	4.30	4	
Social Studies	50.8% (212)	35.0% (146)	7.9% (33)	3.8% (16)	1.2% (5)	1.2% (5)	4.32	4	
	answered question								4
	skipped question								






5. Throughout the school year, my child has had a clear sense of teachers' expectations in:






		Response Percent	Response Count
all classes		29.1%	123
most classes		56.7%	240
some classes		11.8%	50
few classes		2.1%	9
no classes		0.0%	0
don't know		0.2%	1
		answered question	423
		skipped question	4

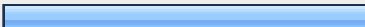




6. My child is assessed and receives feedback on a regular basis in:






		Response Percent	Response Count
all classes		23.8%	100
most classes		50.6%	213
some classes		19.5%	82
few classes		4.5%	19
no classes		0.5%	2
don't know		1.2%	5
		answered question	421
		skipped question	6



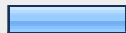


7. Teachers are readily available to give my child extra help when needed in:			
		Response Percent	Response Count
all classes		38.2%	161
most classes		44.7%	188
some classes		10.9%	46
few classes		2.6%	11
no classes		0.0%	0
don't know		3.6%	15
		answered question	421
		skipped question	6






8. My child reports the following amount (on average) of homework per day:			
		Response Percent	Response Count
1 hour		11.4%	48
2 hours		37.1%	156
3 hours		32.6%	137
4+ hours		13.6%	57
don't know		5.2%	22
		answered question	420
		skipped question	7

9. My child receives an appropriate amount of homework on a regular basis.			
		Response Percent	Response Count
strongly agree		12.1%	51
agree		53.1%	223
neither agree nor disagree		16.9%	71
disagree		15.7%	66
strongly disagree		2.1%	9
		<i>answered question</i>	420
		<i>skipped question</i>	7

10. My child completes homework without my active involvement.			
		Response Percent	Response Count
strongly agree		55.6%	233
agree		32.2%	135
neither agree nor disagree		3.8%	16
disagree		5.3%	22
strongly disagree		3.1%	13
		<i>answered question</i>	419
		<i>skipped question</i>	8






11. Concord-Carlisle High School provides the appropriate amount of academic challenge for my child.			
		Response Percent	Response Count
strongly agree		33.7%	141
agree		47.4%	198
neither agree nor disagree		7.9%	33
disagree		10.3%	43
strongly disagree		0.7%	3
		answered question	418
		skipped question	9







12. My child felt supported in the transition from 8th grade to 9th grade.			
		Response Percent	Response Count
strongly agree		29.6%	123
agree		40.7%	169
neither agree nor disagree		17.8%	74
disagree		8.4%	35
strongly disagree		3.4%	14
		answered question	415
		skipped question	12











13. My child will be well-prepared for college or a career after leaving CCHS.			
		Response Percent	Response Count
strongly agree		40.5%	169
agree		42.0%	175
neither agree nor disagree		11.0%	46
disagree		5.5%	23
strongly disagree		1.0%	4
		<i>answered question</i>	417
		<i>skipped question</i>	10

14. Is there any class or program that you would like to see added to the CCHS curriculum?		
		Response Count
		144
		<i>answered question</i>
		144
		<i>skipped question</i>
		283

15. If you choose, please submit any comments that pertain to Questions 4-13.		
		Response Count
		174
		<i>answered question</i>
		174
		<i>skipped question</i>
		253






16. My child's teachers respond to my questions and concerns in an effective and timely manner in:				
			Response Percent	Response Count
all classes			34.7%	145
most classes			44.3%	185
some classes			9.3%	39
few classes			2.4%	10
no classes			0.0%	0
don't know			9.3%	39
			answered question	418
			skipped question	9



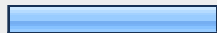


17. My child's teachers keep me informed of my child's progress when necessary in:				
			Response Percent	Response Count
all classes			21.8%	91
most classes			31.9%	133
some classes			20.6%	86
few classes			12.7%	53
no classes			3.1%	13
not applicable			9.8%	41
			answered question	417
			skipped question	10

18. My child accesses the following resources to support his/her learning: (please check all that apply)			
		Response Percent	Response Count
Social Studies/English Resource Center (SSERC)		18.0%	74
Math Assistance Resource Center (MARC)		40.5%	166
Science Resource Room		11.2%	46
Language Lab		19.5%	80
School library		53.9%	221
Special Education Tutorial		9.3%	38
Personal meeting/extra classroom time with teacher		63.7%	261
other (please note in comments)		5.1%	21
none		6.3%	26
don't know		8.0%	33
		answered question	410
		skipped question	17






19. The high school library is open for a sufficient number of hours (M-F 7:00-3:30) to provide my child access when needed: (please check all that apply)			
		Response Percent	Response Count
library hours appropriate for my child		56.2%	228
library needs to open at 6:30 in the morning		7.1%	29
library needs to be open until 4:30 in the afternoon		25.6%	104
library needs to be open until 5:30 in the afternoon		19.2%	78
		answered question	406
		skipped question	21







20. The principal gives my opinions and concerns proper attention.			
		Response Percent	Response Count
strongly agree		14.0%	58
agree		19.0%	79
neither agree nor disagree		30.4%	126
disagree		4.6%	19
strongly disagree		2.2%	9
don't know		29.9%	124
		answered question	415
		skipped question	12





21. I trust the principal to make decisions that are in the best interest of students.			
		Response Percent	Response Count
strongly agree		26.3%	110
agree		45.5%	190
neither agree nor disagree		22.7%	95
disagree		4.8%	20
strongly disagree		0.7%	3
		answered question	418
		skipped question	9






22. The principal is an effective school leader.			
		Response Percent	Response Count
strongly agree		21.5%	89
agree		40.8%	169
neither agree nor disagree		31.9%	132
disagree		5.3%	22
strongly disagree		0.5%	2
		answered question	414
		skipped question	13






23. If you choose, please submit any comments that pertain to Questions 16-22.		
		Response Count
		112
		answered question
		112
		skipped question
		315






24. My child looks forward to going to school each day.			
		Response Percent	Response Count
strongly agree		16.8%	71
agree		49.4%	209
neither agree nor disagree		21.5%	91
disagree		9.9%	42
strongly disagree		2.4%	10
		answered question	423
		skipped question	4

25. The school is clean and well-maintained.			
		Response Percent	Response Count
strongly agree		8.3%	35
agree		43.8%	184
neither agree nor disagree		21.7%	91
disagree		17.9%	75
strongly disagree		5.7%	24
don't know		2.6%	11
		answered question	420
		skipped question	7

26. My child feels safe at school.			
		Response Percent	Response Count
strongly agree		38.5%	162
agree		55.6%	234
neither agree nor disagree		5.0%	21
disagree		1.0%	4
strongly disagree		0.0%	0
		answered question	421
		skipped question	6

27. My child is supported, encouraged, and nurtured by adults at school.			
		Response Percent	Response Count
strongly agree		27.3%	114
agree		50.0%	209
neither agree nor disagree		15.8%	66
disagree		6.2%	26
strongly disagree		0.7%	3
		answered question	418
		skipped question	9

28. Adults and students treat each other with respect and dignity at school.			
		Response Percent	Response Count
strongly agree		19.8%	83
agree		55.5%	233
neither agree nor disagree		18.3%	77
disagree		5.7%	24
strongly disagree		0.7%	3
		<i>answered question</i>	420
		<i>skipped question</i>	7

29. Bullying has not been a problem for my child at school.			
		Response Percent	Response Count
strongly agree		31.3%	131
agree		46.4%	194
neither agree nor disagree		12.4%	52
disagree		8.6%	36
strongly disagree		1.2%	5
		<i>answered question</i>	418
		<i>skipped question</i>	9


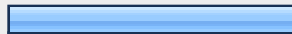



30. Discipline is handled fairly and effectively at school.			
		Response Percent	Response Count
strongly agree		8.1%	34
agree		33.2%	139
neither agree nor disagree		27.9%	117
disagree		5.7%	24
strongly disagree		2.1%	9
not applicable		22.9%	96
		<i>answered question</i>	419
		<i>skipped question</i>	8



31. Overall, I would rate my child's school as:			
		Response Percent	Response Count
excellent		32.1%	135
very good		47.1%	198
good		15.0%	63
fair		4.8%	20
poor		1.0%	4
		<i>answered question</i>	420
		<i>skipped question</i>	7







32. My child attends school on a regular basis (>95% of the time).			
		Response Percent	Response Count
yes		99.3%	421
no		0.7%	3
don't know		0.0%	0
		answered question	424
		skipped question	3







33. My child's grades are:			
		Response Percent	Response Count
mostly A's and B's		80.6%	340
mostly B's and C's		16.6%	70
mostly C's and D's		2.6%	11
mostly D's and F's		0.2%	1
		answered question	422
		skipped question	5







34. If you choose, please submit any comments that pertain to Questions 24-33.			
		Response Count	
		110	
		answered question	
		110	
		skipped question	
		317	











35. CCHS offers a wide variety of co-curricular activities (teams and clubs).			Response Percent	Response Count
strongly agree			50.9%	215
agree			43.6%	184
neither agree nor disagree			4.3%	18
disagree			0.9%	4
strongly disagree			0.0%	0
don't know			0.2%	1
	<i>answered question</i>			422
	<i>skipped question</i>			5

36. Over the course of this year, my child participated in a CCHS club, sport, or activity.			Response Percent	Response Count
yes			90.3%	380
no			9.7%	41
	<i>answered question</i>			421
	<i>skipped question</i>			6



37. My child reports that there are a variety of healthy choices for school lunch.			
		Response Percent	Response Count
strongly agree		7.6%	32
agree		28.9%	122
neither agree nor disagree		26.8%	113
disagree		16.4%	69
strongly disagree		6.4%	27
don't know		14.0%	59
		<i>answered question</i>	422
		<i>skipped question</i>	5










38. My child reports that the bathrooms at the high school are clean.			
		Response Percent	Response Count
strongly agree		1.9%	8
agree		11.7%	49
neither agree nor disagree		21.8%	91
disagree		23.2%	97
strongly disagree		8.9%	37
don't know		32.5%	136
		<i>answered question</i>	418
		<i>skipped question</i>	9






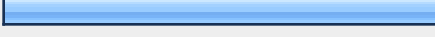


39. There are a variety of meaningful ways in which parents can be involved with the school.			
		Response Percent	Response Count
strongly agree		26.3%	110
agree		53.1%	222
neither agree nor disagree		13.6%	57
disagree		4.3%	18
strongly disagree		0.2%	1
don't know		2.4%	10
		answered question	418
		skipped question	9





40. In what ways are you involved in the school? (please check all that apply)			
		Response Percent	Response Count
attend/assist at athletic events		61.8%	261
attend/assist at performing and visual arts events		49.3%	208
attend parent conferences		75.8%	320
class parent/representative		6.6%	28
dance chaperone		18.0%	76
CC Pops		11.8%	50
Parent Association position		5.5%	23
School Advisory Council member		1.9%	8
other volunteer activity		47.4%	200
not currently involved		7.6%	32
		answered question	422
		skipped question	5






41. The METCO program provides good support for my child and family.			Response Percent	Response Count
strongly agree			1.2%	5
agree			6.3%	26
neither agree nor disagree			12.3%	51
disagree			1.2%	5
strongly disagree			2.2%	9
not applicable			76.8%	317
			<i>answered question</i>	413
			<i>skipped question</i>	14

42. My family has Internet access in our home:			Response Percent	Response Count
Yes			99.3%	416
No			0.7%	3
			<i>answered question</i>	419
			<i>skipped question</i>	8

43. I use the CCHS website to access: (please check all that apply)			
		Response Percent	Response Count
academic information		63.2%	266
athletic information		56.5%	238
student work and projects		33.5%	141
college application resources		46.1%	194
upcoming events/calendar		60.6%	255
general information about the school		56.3%	237
contact information		63.9%	269
don't use the CCHS website		6.7%	28
didn't know CCHS had a website		0.5%	2
		<i>answered question</i>	421
		<i>skipped question</i>	6

44. I have used or would use teacher/departmental web pages to access: (please check all that apply)			
		Response Percent	Response Count
course descriptions/curriculum information		57.9%	239
homework assignments		56.9%	235
student grades		79.4%	328
videos and images of student projects		24.7%	102
teacher's blog		28.3%	117
teacher contact information		66.3%	274
other (please note in comment section)		1.0%	4
don't/wouldn't use teachers' web pages		8.2%	34
		answered question	413
		skipped question	14

45. Overall, I would rate communication from the school as:			
		Response Percent	Response Count
excellent		35.6%	149
good		49.2%	206
average		12.9%	54
below average		2.4%	10
poor		0.0%	0
		answered question	419
		skipped question	8

46. I would support a school calendar with the first day of school before September 1.			
		Response Percent	Response Count
strongly agree		21.0%	87
agree		24.8%	103
neither agree nor disagree		13.5%	56
disagree		20.5%	85
strongly disagree		20.2%	84
		<i>answered question</i>	415
		<i>skipped question</i>	12

47. If you choose, please submit any comments that pertain to Questions 35 - 46.		
		Response Count
		113
		<i>answered question</i>
		113
		<i>skipped question</i>
		314

48. Thank you for taking the time to answer this survey. The results will be used to celebrate your school's strengths and to guide your school's improvement efforts. The survey results will be shared with you. If you have any additional comments, please record them below.		
		Response Count
		91
		<i>answered question</i>
		91
		<i>skipped question</i>
		336