






















Parent Satisfaction Survey K-5


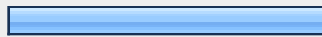




1. I have a child (children) at the following school:			
		Response Percent	Response Count
Alcott		100.0%	126
Thoreau		0.0%	0
Willard		0.0%	0
		answered question	126
		skipped question	0


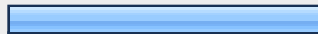



2. My child(ren) is (are) in the following grade:			
		Response Percent	Response Count
Kindergarten		15.1%	19
1st		25.4%	32
2nd		25.4%	32
3rd		22.2%	28
4th		23.0%	29
5th		20.6%	26
		answered question	126
		skipped question	0






3. I live in:			
		Response Percent	Response Count
Concord		93.7%	118
Boston		4.8%	6
Other town/city		1.6%	2
		<i>answered question</i>	126
		<i>skipped question</i>	0






4. My child's experience in the reading program has been both positive and engaging.			
		Response Percent	Response Count
strongly agree		37.9%	47
agree		49.2%	61
neither agree nor disagree		8.9%	11
disagree		1.6%	2
strongly disagree		0.8%	1
don't know		1.6%	2
		<i>answered question</i>	124
		<i>skipped question</i>	2







5. My child reads challenging and engaging books in school.			
		Response Percent	Response Count
strongly agree		21.1%	26
agree		54.5%	67
neither agree nor disagree		11.4%	14
disagree		9.8%	12
strongly disagree		0.0%	0
don't know		3.3%	4
		answered question	123
		skipped question	3







6. My child's experience in the writing program has been both positive and engaging.			
		Response Percent	Response Count
strongly agree		37.1%	46
agree		48.4%	60
neither agree nor disagree		9.7%	12
disagree		1.6%	2
strongly disagree		0.8%	1
don't know		2.4%	3
		answered question	124
		skipped question	2






7. My child's experience in the math program has been both positive and engaging.			
		Response Percent	Response Count
strongly agree		28.5%	35
agree		48.0%	59
neither agree nor disagree		13.8%	17
disagree		8.1%	10
strongly disagree		0.0%	0
don't know		1.6%	2
		answered question	123
		skipped question	3






8. My child's experience in the science program has been both positive and engaging.			
		Response Percent	Response Count
strongly agree		24.2%	30
agree		47.6%	59
neither agree nor disagree		14.5%	18
disagree		7.3%	9
strongly disagree		0.0%	0
don't know		6.5%	8
		answered question	124
		skipped question	2






9. My child's experience in the social studies program has been both positive and engaging.			
		Response Percent	Response Count
strongly agree		12.1%	15
agree		47.6%	59
neither agree nor disagree		23.4%	29
disagree		3.2%	4
strongly disagree		0.0%	0
don't know		13.7%	17
		answered question	124
		skipped question	2

10. My child's experience in the art, music, physical education, and library programs has been both positive and engaging.			
		Response Percent	Response Count
strongly agree		27.4%	34
agree		48.4%	60
neither agree nor disagree		9.7%	12
disagree		8.1%	10
strongly disagree		5.6%	7
don't know		0.8%	1
		answered question	124
		skipped question	2


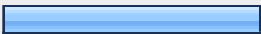



11. The use of technology tools in the classroom is:			
		Response Percent	Response Count
excellent		46.8%	58
good		33.9%	42
average		10.5%	13
below average		1.6%	2
poor		0.8%	1
don't know		6.5%	8
		answered question	124
		skipped question	2

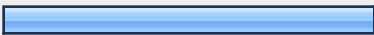



12. The amount of homework that my child receives is:			
		Response Percent	Response Count
far too much		0.8%	1
too much		8.3%	10
just right		69.4%	84
not enough		19.0%	23
too little		2.5%	3
		answered question	121
		skipped question	5






13. My child can complete homework without help.			
		Response Percent	Response Count
strongly agree		23.0%	28
agree		43.4%	53
neither agree nor disagree		18.9%	23
disagree		13.9%	17
strongly disagree		0.8%	1
		answered question	122
		skipped question	4






14. The school provides the appropriate amount of academic challenge for my child.			
		Response Percent	Response Count
strongly agree		18.5%	23
agree		50.8%	63
neither agree nor disagree		16.1%	20
disagree		10.5%	13
strongly disagree		4.0%	5
		answered question	124
		skipped question	2





15. If you choose, please submit any comments about the instructional portion of the school program (Questions 4 -14).		
		Response Count
		57
		answered question
		57
		skipped question
		69






16. Effective teaching strategies and materials are used in the classroom to involve and motivate my child.			
		Response Percent	Response Count
strongly agree		40.2%	49
agree		39.3%	48
neither agree nor disagree		15.6%	19
disagree		4.1%	5
strongly disagree		0.8%	1
		<i>answered question</i>	122
		<i>skipped question</i>	4




17. My child's teacher responds to my questions and concerns in an effective and timely manner.			
		Response Percent	Response Count
strongly agree		56.9%	70
agree		32.5%	40
neither agree nor disagree		6.5%	8
disagree		4.1%	5
strongly disagree		0.0%	0
		<i>answered question</i>	123
		<i>skipped question</i>	3




18. My child's teacher keeps me informed of my child's progress.			
		Response Percent	Response Count
strongly agree		31.5%	39
agree		50.0%	62
neither agree nor disagree		9.7%	12
disagree		8.1%	10
strongly disagree		0.8%	1
		<i>answered question</i>	124
		<i>skipped question</i>	2







19. Throughout the school year, expectations for my child are clearly communicated.			
		Response Percent	Response Count
strongly agree		23.4%	29
agree		54.0%	67
neither agree nor disagree		13.7%	17
disagree		7.3%	9
strongly disagree		1.6%	2
		<i>answered question</i>	124
		<i>skipped question</i>	2




20. The school's teachers are readily available to give my child extra help when needed.			
		Response Percent	Response Count
strongly agree		26.4%	32
agree		42.1%	51
neither agree nor disagree		24.8%	30
disagree		5.0%	6
strongly disagree		1.7%	2
		<i>answered question</i>	121
		<i>skipped question</i>	5






21. The progress report informs me of my child's progress towards mastery of grade level standards.			
		Response Percent	Response Count
strongly agree		23.1%	28
agree		56.2%	68
neither agree nor disagree		11.6%	14
disagree		7.4%	9
strongly disagree		1.7%	2
		<i>answered question</i>	121
		<i>skipped question</i>	5






22. Formal parent-teacher conferences should be scheduled:			
		Response Percent	Response Count
1 time a year, in November		3.3%	4
2 times a year, in November and late January (mid-year)		28.9%	35
2 times a year, in November and early April (current schedule)		67.8%	82
		<i>answered question</i>	121
		<i>skipped question</i>	5






23. I have read my child's teacher's webpage/blog for information.			
		Response Percent	Response Count
yes		26.9%	32
no		22.7%	27
my child's teacher doesn't have a webpage/blog		50.4%	60
		<i>answered question</i>	119
		<i>skipped question</i>	7

24. The features of a teacher's webpage that would be most useful to me are:			
		Response Percent	Response Count
reports of daily work and events		63.6%	63
examples of student work		27.3%	27
homework assignments		60.6%	60
descriptions of curriculum		54.5%	54
other (please note in comment section)		10.1%	10
wouldn't use the teacher's web page		12.1%	12
		answered question	99
		skipped question	27


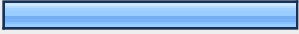



25. The principal knows my child and family.			
		Response Percent	Response Count
yes		71.8%	89
no		7.3%	9
don't know		21.0%	26
		answered question	124
		skipped question	2





26. My opinions and concerns are given proper attention by the principal.			
		Response Percent	Response Count
strongly agree		30.3%	37
agree		36.1%	44
neither agree nor disagree		29.5%	36
disagree		1.6%	2
strongly disagree		2.5%	3
		<i>answered question</i>	122
		<i>skipped question</i>	4




27. I trust the principal to make decisions that are in the best interest of students.			
		Response Percent	Response Count
strongly agree		41.5%	51
agree		39.8%	49
neither agree nor disagree		12.2%	15
disagree		4.9%	6
strongly disagree		1.6%	2
		<i>answered question</i>	123
		<i>skipped question</i>	3





28. The principal is an effective school leader.			
		Response Percent	Response Count
strongly agree		37.7%	46
agree		40.2%	49
neither agree nor disagree		17.2%	21
disagree		3.3%	4
strongly disagree		1.6%	2
		answered question	122
		skipped question	4


29. If you choose, please submit any comments that pertain to Questions 16-28.		
		Response Count
		44
		answered question
		44
		skipped question
		82






30. My child looks forward to going to school each day.			
		Response Percent	Response Count
strongly agree		35.5%	44
agree		45.2%	56
neither agree nor disagree		11.3%	14
disagree		6.5%	8
strongly disagree		1.6%	2
		answered question	124
		skipped question	2







31. My child feels safe at school.			
		Response Percent	Response Count
strongly agree		52.0%	64
agree		39.0%	48
neither agree nor disagree		6.5%	8
disagree		2.4%	3
strongly disagree		0.0%	0
		answered question	123
		skipped question	3







32. My child's school is clean and orderly.			
		Response Percent	Response Count
strongly agree		61.8%	76
agree		35.8%	44
neither agree nor disagree		2.4%	3
disagree		0.0%	0
strongly disagree		0.0%	0
		answered question	123
		skipped question	3






33. My child is supported, encouraged, and nurtured by adults at school.			
		Response Percent	Response Count
strongly agree		44.7%	55
agree		46.3%	57
neither agree nor disagree		6.5%	8
disagree		2.4%	3
strongly disagree		0.0%	0
		<i>answered question</i>	123
		<i>skipped question</i>	3





34. Adults and students treat each other with respect and dignity at school.			
		Response Percent	Response Count
strongly agree		26.8%	33
agree		54.5%	67
neither agree nor disagree		13.8%	17
disagree		4.9%	6
strongly disagree		0.0%	0
		<i>answered question</i>	123
		<i>skipped question</i>	3





35. Bullying has not been a problem for my child at school.			
		Response Percent	Response Count
strongly agree		19.5%	24
agree		44.7%	55
neither agree nor disagree		11.4%	14
disagree		19.5%	24
strongly disagree		4.9%	6
		answered question	123
		skipped question	3





36. Discipline is handled fairly and effectively at school.			
		Response Percent	Response Count
strongly agree		8.9%	11
agree		43.5%	54
neither agree nor disagree		24.2%	30
disagree		9.7%	12
strongly disagree		1.6%	2
doesn't apply		12.1%	15
		answered question	124
		skipped question	2

37. The METCO program provides good support for my child and family.			
		Response Percent	Response Count
strongly agree		7.5%	9
agree		7.5%	9
neither agree nor disagree		9.2%	11
disagree		1.7%	2
strongly disagree		3.3%	4
doesn't apply		70.8%	85
		<i>answered question</i>	120
		<i>skipped question</i>	6







38. I feel welcome when I come to my child's school.			
		Response Percent	Response Count
strongly agree		34.7%	43
agree		54.8%	68
neither agree nor disagree		8.1%	10
disagree		1.6%	2
strongly disagree		0.8%	1
		<i>answered question</i>	124
		<i>skipped question</i>	2

39. There are a variety of meaningful ways in which parents can be involved with the school.			
		Response Percent	Response Count
strongly agree		38.7%	48
agree		51.6%	64
neither agree nor disagree		7.3%	9
disagree		2.4%	3
strongly disagree		0.0%	0
		answered question	124
		skipped question	2






40. Overall, I would rate communication with the school as:			
		Response Percent	Response Count
excellent		33.9%	42
good		54.8%	68
average		10.5%	13
below average		0.8%	1
poor		0.0%	0
		answered question	124
		skipped question	2


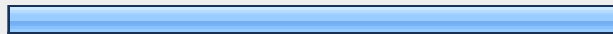


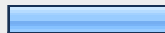

41. Overall, I would rate my child's school as:			
		Response Percent	Response Count
excellent		55.3%	68
good		38.2%	47
average		5.7%	7
below average		0.8%	1
poor		0.0%	0
		<i>answered question</i>	123
		<i>skipped question</i>	3






42. If you choose, please submit any comments that pertain to Questions 30 - 41.		
		Response Count
		30
		<i>answered question</i>
		30
		<i>skipped question</i>
		96






43. The school bus is safe for my child.			
		Response Percent	Response Count
strongly agree		15.3%	19
agree		45.2%	56
neither agree nor disagree		14.5%	18
disagree		9.7%	12
strongly disagree		3.2%	4
my child doesn't take the bus		12.1%	15
		answered question	124
		skipped question	2






44. The bus drivers treat my child respectfully.			
		Response Percent	Response Count
strongly agree		24.2%	30
agree		41.1%	51
neither agree nor disagree		17.7%	22
disagree		4.8%	6
strongly disagree		0.8%	1
my child doesn't take the bus		11.3%	14
		answered question	124
		skipped question	2

45. My child should receive world language instruction.			Response Percent	Response Count
strongly agree			41.7%	50
agree			32.5%	39
neither agree nor disagree			21.7%	26
disagree			3.3%	4
strongly disagree			0.8%	1
			answered question	120
			skipped question	6

46. Language instruction should be offered in:			Response Percent	Response Count
French			56.7%	59
Spanish			93.3%	97
Italian			9.6%	10
German			14.4%	15
Latin			24.0%	25
Mandarin Chinese			47.1%	49
			answered question	104
			skipped question	22

47. I am satisfied with the current school schedule of 24 early release Tuesdays.			
		Response Percent	Response Count
strongly agree		5.7%	7
agree		19.5%	24
neither agree nor disagree		21.1%	26
disagree		25.2%	31
strongly disagree		28.5%	35
		<i>answered question</i>	123
		<i>skipped question</i>	3

48. I prefer a consistent school schedule with 5 full days of instruction M-F, and 1 early release day per month.			
		Response Percent	Response Count
strongly agree		43.7%	52
agree		16.8%	20
neither agree nor disagree		21.8%	26
disagree		11.8%	14
strongly disagree		5.9%	7
		<i>answered question</i>	119
		<i>skipped question</i>	7

49. I would support a school calendar with the first day of school before September 1.			
		Response Percent	Response Count
strongly agree		17.1%	21
agree		23.6%	29
neither agree nor disagree		16.3%	20
disagree		16.3%	20
strongly disagree		26.8%	33
		<i>answered question</i>	123
		<i>skipped question</i>	3

50. If you choose, please submit any comments that pertain to Questions 43 -49.		
		Response Count
		50
		<i>answered question</i>
		<i>skipped question</i>
		50
		76

51. Thank you for taking the time to answer this survey. The results will be used to celebrate your school's strengths and to guide your school's improvement efforts. The survey results will be shared with you. If you have any additional comments, please record them below.		
		Response Count
		26
		<i>answered question</i>
		<i>skipped question</i>
		26
		100