

Check Grades and Attendance in the X2-Aspen Parent Portal

How do I log in?

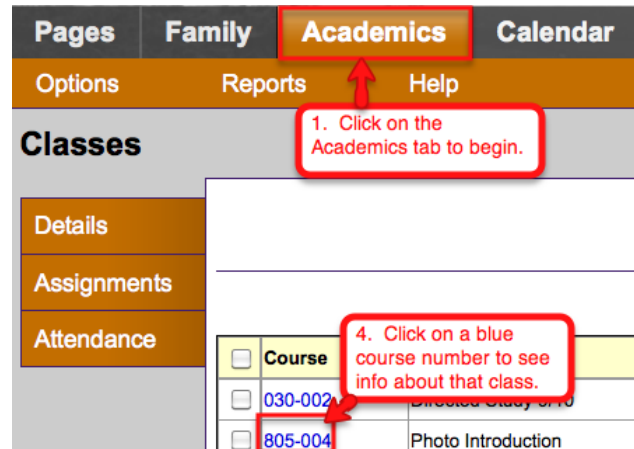
Go to <https://www.x2dev.net/concord/> and log in using the user name and password that were mailed to you in September. You will have to change your password the first time you log in.

What if I've lost my letter, or my user name and/or password aren't working?

Send an email to ParentPortal@colonial.net describing the problem you're having.

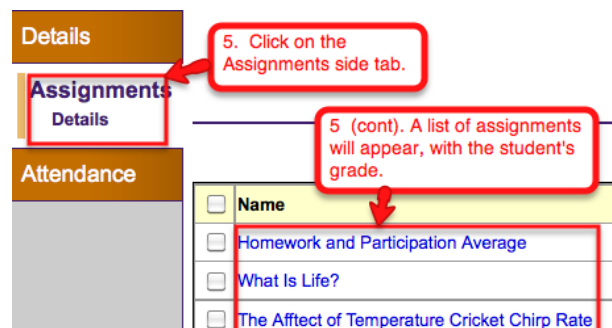
How do I look at my child's grades?

1. Click on the **Academics** top tab.
2. A list of your child's courses will appear.
3. If you have more than one child at the high school, you will see the **Student** drop-down menu in the middle of the top of the page. If you only have one child at the high school, there won't be a Student drop-down menu.)

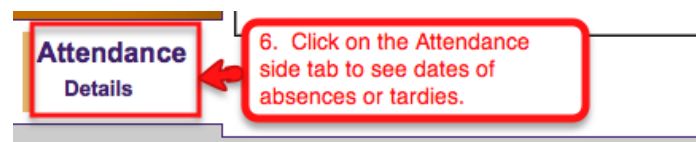


4. Click on one of the course numbers. You will see a screen with summary attendance and grade information for that class.

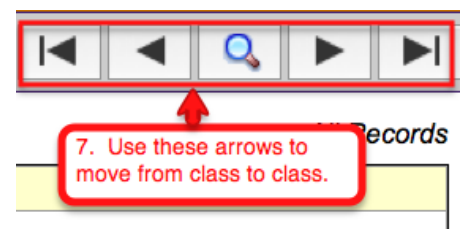
5. Click on the **Assignments** side tab to see a list of assignments, and your child's grades for each assignment. (Note – the list of assignments is not available for all classes.)



6. Click on the **Attendance** side tab to see the dates of any absences or tardies.



7. To see info for other classes, either use the black arrows at the upper right corner of the page, or click again on the **Academics** top tab, and then click on another blue course number.



8. To see info for another child, click on the **Academics** top tab, and select that child from the **Student** drop-down menu.